



Learning from Home

Term 4 Weeks 2 & 3

Key Learning Area: HSIE - Elective History

Year Group: 9

Student Name: _____

Please Circle Your Team:

1	2	3	4	5	6	7	8	9
---	---	---	---	---	---	---	---	---

<p>Work Overview and Instructions</p> <ul style="list-style-type: none">• Attached is the work pack for Elective History for weeks 2 and 3• Instructions are clearly identified in the slides provided.• Complete all work in your Google Classroom/Google Site. If you do not have access, please complete your planning and research on loose paper for upload at school.	<p>Syllabus Dot Point/Learning Intention</p> <ul style="list-style-type: none">• apply an understanding of the methods of historical inquiry• locate, select, organise and communicate historical information from a number of sources to address historical problems and issues• explain how people from the past were influenced by different values, attitudes and motives
<p>Assessment Overview</p> <p><i>No assessment for this topic</i></p>	<p>Feedback Instructions</p> <ul style="list-style-type: none">• Complete and submit work into Google Classroom, following your classroom teachers' instructions.• Your research will be presented on your Elective History website which can be accessed via Google Drive or Google Classroom


Student Feedback

Elective History - Term 4 - Week 2 & 3

New topic: *People Who Changed the World*

Activities

1. Website setup
2. Positive influences on the world
3. Negative influences on the world
4. Facebook Profiles
5. Twitter Activity



Instructions: Please complete the following activities on Google Classroom and on your Elective History website OR on paper to type up at school. Mrs Evans and Ms Barnett will check and mark your work when you post online OR return your paper copy/plan to the office.

Activity 1 - Set up your website section


- Add new pages and subpages to your website
- As per the screenshot below
- More detail in this weeks video instructions

The screenshot shows a website editor interface. The main content area displays a page titled "4. People Who Changed the World" with a dark background and teal circular patterns. Below the title are four buttons: "For Better", "For Worse", "Person 1", and "Person 2". The right sidebar shows a page list with a red box highlighting the "4. People Who Changed th..." page and its subpages: "For the Better", "For Worse", "Person 1", and "Person 2".

Activity 2 & 3 - List of people

- Make a list of 'people who changed the world' (throughout history)
- List 1: People who changed the world for the better/positive way (10+)
- List 2: People who changed the world for the worse/negative way (10+)
- Add these to your website. [Link to Mrs Evans Website](#) (new section)
- Include
 - Name, picture, brief description of why they are on your list


For the Better



Malala Yousafzai

"One child, one teacher, one book, one pen can change the world."

[Add a brief overview here](#)




Barack Obama

"If the people cannot trust their government to do the job for which it exists - to protect them and to promote their common welfare - all else is lost."

[Add a brief overview here](#)


For Worse



Adolf Hitler

"If you tell a big enough lie and tell it frequently enough, it will be believed."

[Add a brief overview here](#)




Pol Pot

"Better to kill an innocent by mistake than spare an enemy by mistake."


[Add a brief overview here](#)

Activity 4 - Facebook Profiles!

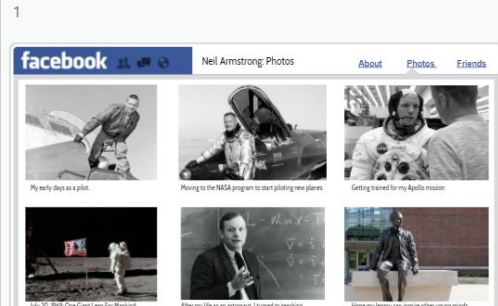
- Choose 2 of your people (one good, one bad) and make them a 'Facebook' page using the templates attached in Google Classroom
- There are 4 slides to fill out - it is prefilled with Neil Amstrong - change all elements to suit your person.




1



2





Activity 5 - Tweet!

- Add one or more 'tweets' to the twitter slideshow - it is a shared doc in Google Classroom. The Galileo slide is an example.
- Make a copy of the 'master slide' and add your tweet
- Your post may only be 280 characters (letters and spaces)
- Be creative and/or humorous!
- Add a profile photo (replace the CNN) , a Twitter handle and #hashtags
- You can do more than one
- Hint: type into a Google Doc and use the word count tool



Follow

12:15 PM - 28 Aug 2017

54,442 Retweets 158,426 Likes



28K 54K 158K